Foam Concrete Backfill for MSE Walls with Poor Foundations

Chief Peguis Trail Extension, Winnipeg • Derek Essery, P. Eng., Technical Director, Engineered Products, Atlantic Industries Limited (AIL), dessery@ail.ca

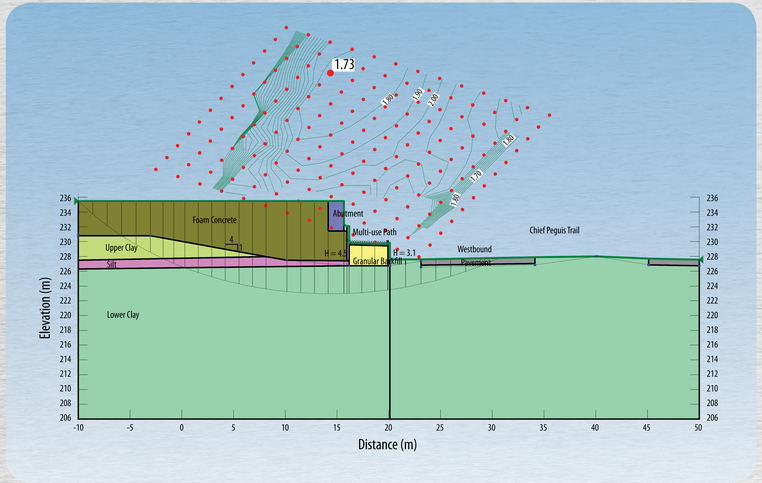

Figure 1. North Abutment Drained Conditions After Construction Seismic

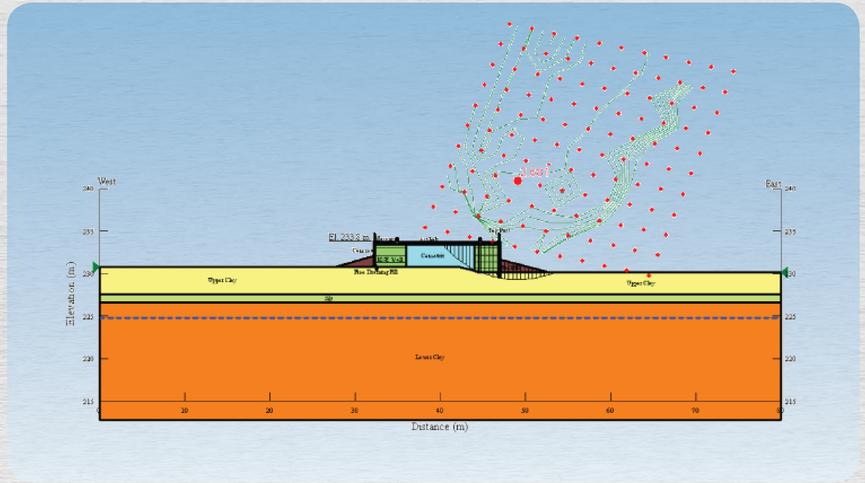

Figure 2. Rothesay Street Approach Embankment St. 0 + 370 Drained Condition After Construction Seismic

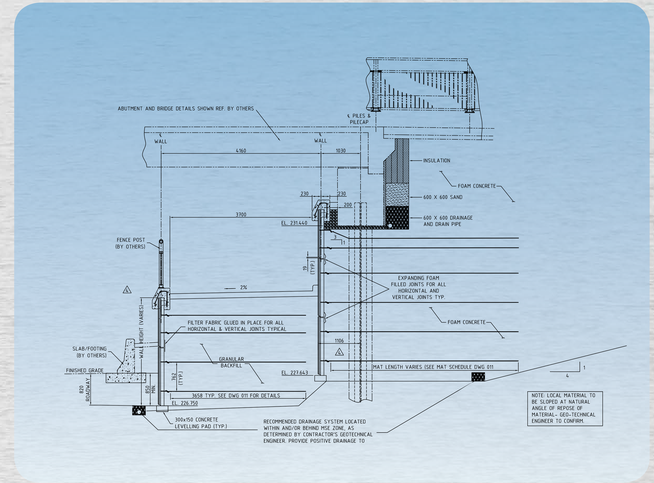

Figure 3. Cross section of North Abutment.

Reinforcing mats being placed around Bridge Piles.

Foam Concrete being placed in the MSE back fill.

Fluid Foam Concrete setting in place.

Foam Concrete being poured in stages along Rothesay Avenue.

Completed Abutment – North Side.

Completed Abutment – South Side.

Figure 4. Construction Photographs

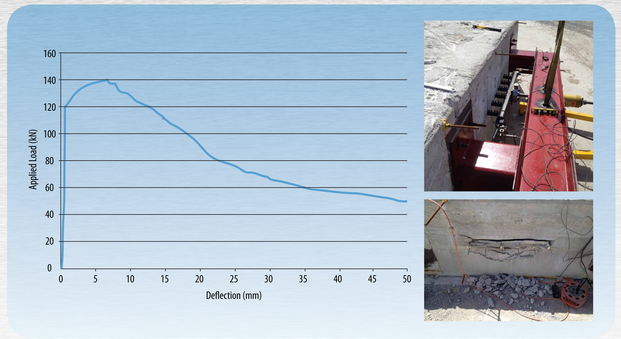

Figure 5. Pull-Out destructive Testing on a W7.0 gauge wire mat

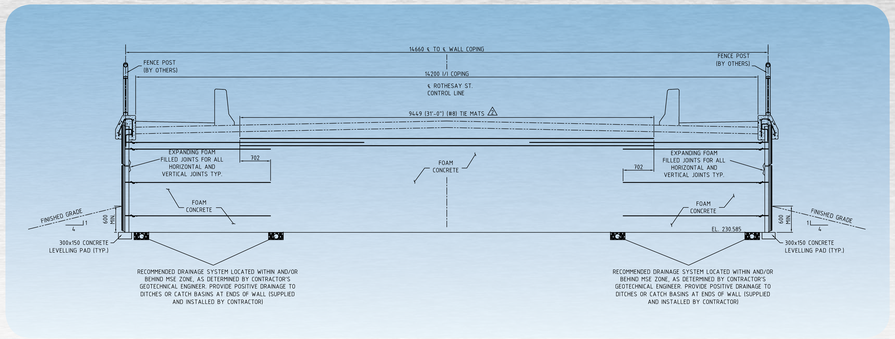

Figure 6. Rothesay Ave. Wall Section at STA. 0 + 250